# BESTSELLER, HØJT FLOW, HØJT TRYK, BIOTECH

## Elastomertætnet Mass Flow Controller og Meter - MFC/MFM - SLA5800 Serien

SLA5850
Mass flow controller SLA5850 0.003 - 50 slpm

- Præcis måling og regulering af flere gasser i et instrument
- Flowområde fra 0.003 nl/min. til 2500 nl/min. (ref. N2)
- Op til 310 bar tryk
- Responstid <1 sek.
- Kommunikerer bla. ved Analog 4-20 mA, RS485, Foundation Fieldbus, Profibus eller Ethernet/IP

### PRODUKTBESKRIVELSE

Brooks Instrument's serie SLA5800 er en digital, termisk masseflowmåler/meter og -controller. Denne serie er designet med elastomere pakninger. Instrumenterne tilbyder høj nøjagtighed, stabilitet samt repeterbarhed. Det er muligt at lagre forskellige gaskurver i instrumentet, hvilket dels betyder, at man kan anvende ét og samme instrument til flere gasser, dels at man nemt og hurtigt kan omstille til en anden gas uden at instrumentet tages ud af systemet. Denne serie af Masseflowmåler/meter og controllere tilbyder også et højt max tryk, helt op til 310 Barg.

Denne serie kan med fordel benyttes i forbindelse med katalysator- og pilotprocesser. Ligeledes er den ideel i laboratorier, i brændselscelle industrien samt i bioreaktorer.

NB: Dette produkt er blot basen og findes i mange variationer alt efter deres anvendelse. Se teknisk dokument længere nede for varianter og tag fat i os for at få vejledning til at finde det helt rigtige produkt til jeres behov.

OBS ! Den viste pris er kun for "basic" enheden
Kontakt vores produktspecialist for at finde den mest optimale løsning til dit behov.

;

# SPECIFIKATIONER

| | |
|---|---|
| **Alarm** | Sensor Output, Control Valve Output, Over Temperature, Power Surge/Sag, Network Interruption |
| **Analog output** | 0-5 V, 1-5 V, 0-10 V, 0-20 mA, 4-20 mA |
| **Certifikater** | Safe Area, Atex Zone2, Div. 2 /Zone 2 UL, Zone 2 IECEx, Kosha |
| **Diagnostik/serviceport** | RS485 via 2.5mm jack |
| **Differenstryk max** | 2,41 bar |
| **Differenstryk min** | 0,35 bar |
| **Digital output** | DeviceNet, Fieldbus, Profibus, RS485, EtherCAT, EtherNet/IP |
| **Display** | Nej |
| **Elektrisk tilslutning** | DeviceNet™: 1xM12 with threaded coupling nut (B), EtherCAT®, EtherNet/IP™: 1x5-pin M8 with threaded coupling nut/2xRJ45, Profibus®: 1x15-pin Male Sub-D/1x9-pin female Sub-D, RS485: 1 x 15-pin Male Sub-D, (A) |
| **Flow** | 0.003 - 50 ln/min |
| **Forsyningsspænding** | 24 V |
| **Funktion** | Mass Flow Controller |
| **Gentagelsesnøjagtighed** | ±0.2% |
| **Godkendelser, Atex** | ATEX, IECEx |
| **I O-porte - Analog** | 0-5 V 15-PIN, 0-20mA 15-pin, 4-20mA 15-pin, 0-10 V, 1-5V |
| **I/O-porte - tilkobling** | 1 x 15-PIN Male Sub-D, 1x9-PIN Female Sub-D, 1xM12 threat, 1x5-PIN M8 threat |
| **Lækrate** | 1x10-9 atm. cc/sec He |
| **Materiale O-ring** | Buna, EPDM, Kalrez, PTFE, Viton |
| **Medietemperatur fra** | -14 °C |
| **Medietemperatur til** | 65 °C |
| **Multiflow** | Ja |
| **Nøjagtighed** | ±0.9% af SP (20-100% FS) |
| **Responstid** | <1 s |
| **Temperaturkoefficient** | Zero: <0.05% af F.S per oC, Span: <0.1% af S.P. per oC |
| **Temperaturområde fra** | -14 °C |
| **Temperaturområde til** | 65 °C |
| **Tilslutning** | 9/16" -18UNF, 1/8" tube, 1/4" tube, 3/8 tube, 1/2" tube, 1/4" vco, 3/8"-1/2" vco, 1/4" NPT-F, 3mm tube, 6mm tube, 10mm tube, 1/4" VCR, 3/8 - 1/2 VCR, 1/4" RC (BSP), 1/2" Sanitary, 3/4" Sanitary |
| **Trykområde max** | 310 bar |

| **Type ventil** | NC/NO |
|---|---|

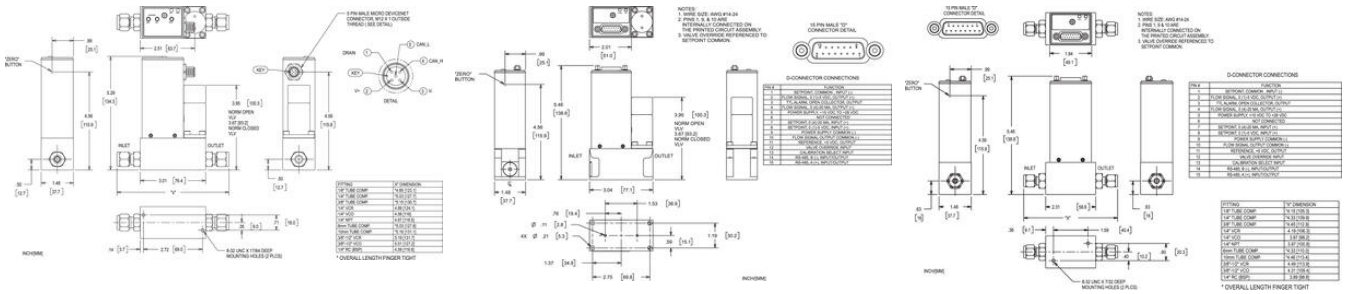

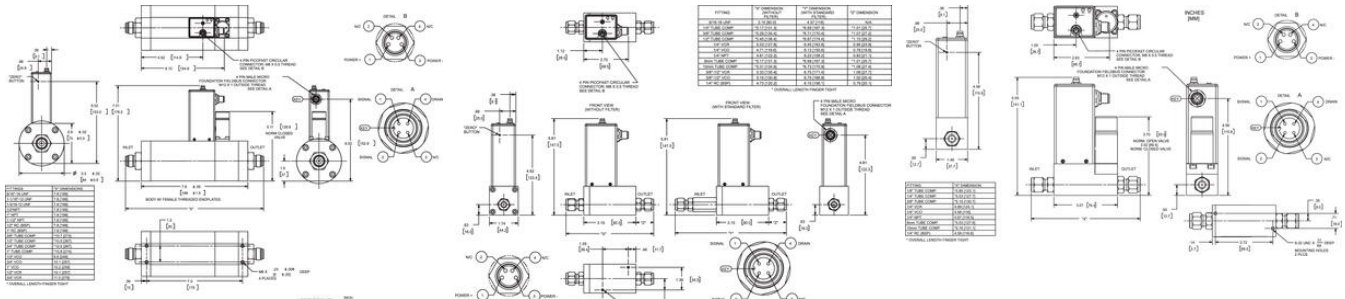

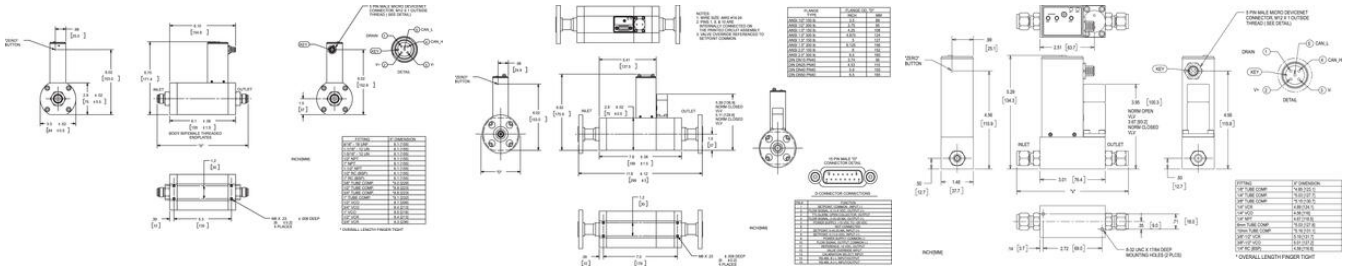

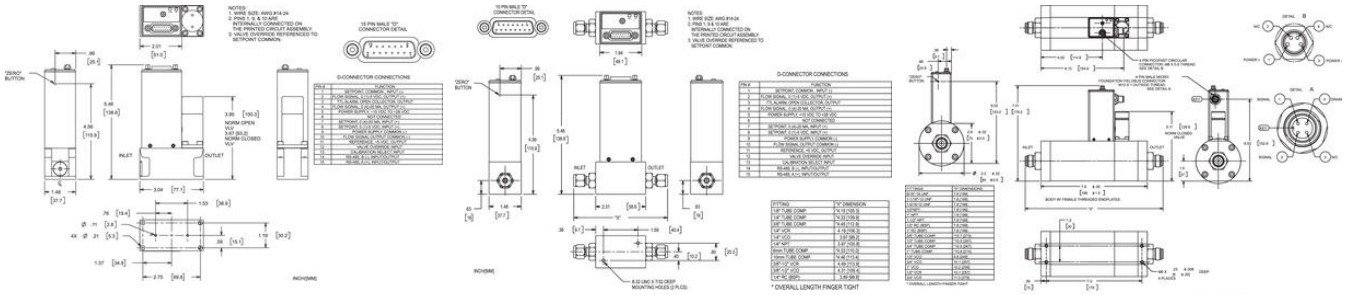

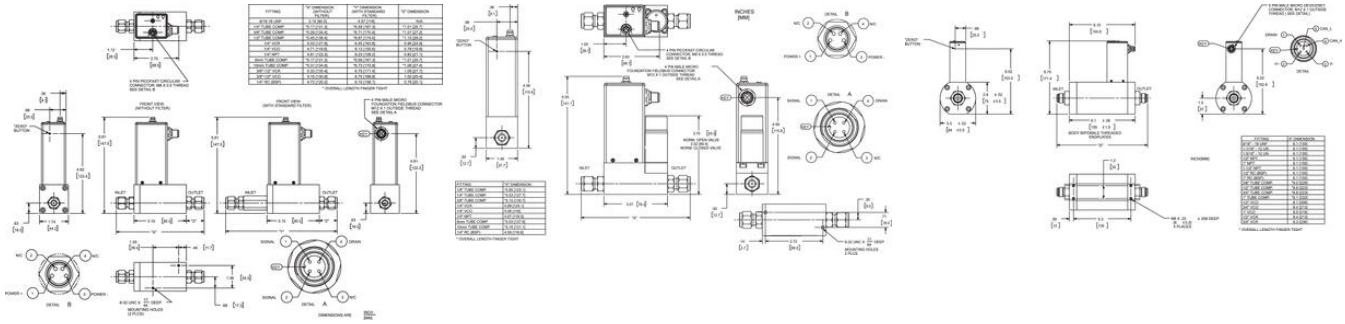

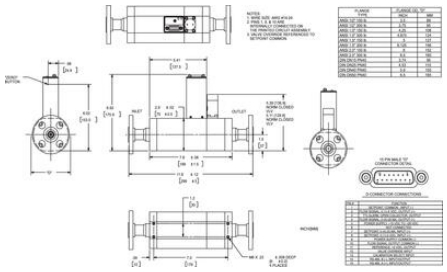
NOTES:
1. WIRE SIZE #AWG #24-26
2. WIRE LENGTH 6 INCHES
3. MATERIALS TO CONNECTED ON THE PRINTED CIRCUIT ASSEMBLY
4. PIN 1 IS CONNECTED TO PIN 6 AND PIN 2 TO PIN 7 WITHOUT COMMON
FLANGE TYPE
FLANGE DIA. TOP
FLANGE DIA. BOTTOM
ANSI 1/2" 150 lb.
4.75
88
ANSI 3/4" 150 lb.
4.75
88
ANSI 1" 150 lb.
4.25
108
ANSI 1-1/2" 150 lb.
5.00
127
ANSI 2" 150 lb.
6.00
152
ANSI 2-1/2" 150 lb.
6.50
165
ANSI 3" 150 lb.
7.5
190
ANSI 4" 150 lb.
9
229
ANSI 6" 150 lb.
11
280
DIN DN 15 PN40
4.75
95
DIN DN 25 PN40
5.50
115
DIN DN40 PN40
6.25
140
DIN DN50 PN40
6.5
150
VENDO BUTTON
INLET
OUTLET
0.50 DIA. THROUGH-CLOSED HOLE
0.31 DIA. THROUGH-CLOSED HOLE
10 PIN MALE 0.10" CONNECTOR DETAIL
J1 CONNECTOR CONNECTIONS
PIN #
CONNECTION
1
SECOND CHANNEL INPUT
2
CHANNEL A (LOW SPEED INPUT)
3
CHANNEL B (HIGH SPEED INPUT)
4
CHANNEL A (LOW SPEED INPUT)
5
SECOND CHANNEL INPUT
6
INPUT COMMON
7
SECOND CHANNEL INPUT
8
CHANNEL B (HIGH SPEED INPUT)
9
CHANNEL A (LOW SPEED INPUT)
10
SECOND CHANNEL INPUT
11
CHANNEL B (HIGH SPEED INPUT)
12
INPUT COMMON
13
+5 VDC OUTPUT
14
+5 VDC OUTPUT
15
+5 VDC OUTPUT
INCHES
4 PER GROUP PLACES