

HØJT FLOW, HØJT TRYK, DOME LOADED, DIAPHRAGM SENSOR

26-1100 serien Trykreducerede Regulator

26-1100
26-1100 serien

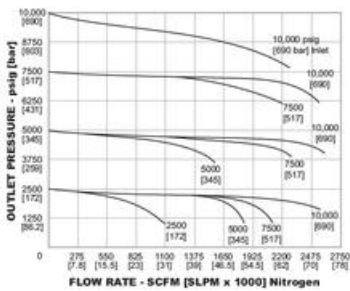
- Max indgangstryk: 690 bar
- Max udgangstryk: 690 bar
- Temperaturområde: -40 til 74°C
- CV: 0.46, 1.30
- Bubble-tight



PRODUKTBESKRIVELSE


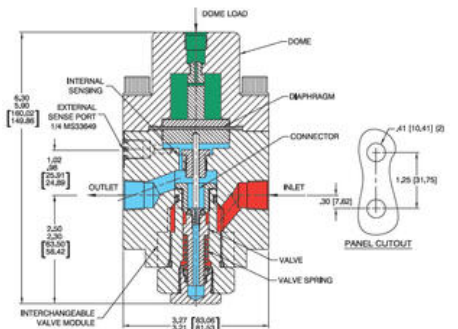
Tescom 26-1100 Serien

Er en dome loaded regulator til højt flow applikationer.

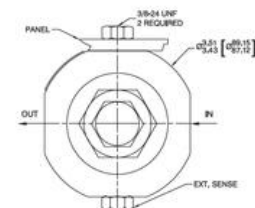



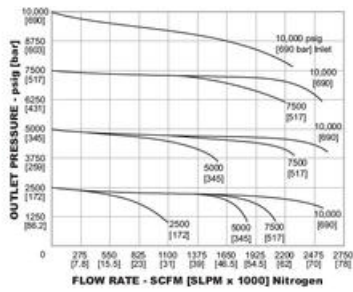
Example for selecting a part number:

26-11	2	1	-	3	8	1
BASIC SERIES	BODY MATERIAL	LOADING METHOD	INLET AND OUTLET PORT TYPE	DOME PORT	INLET AND OUTLET PORT SIZE	INNER NUT SIZE
26-11	1 - Brass 2 - 303 Stainless Steel 3 - Aluminum 2024-T351 4 - 316 Stainless Steel	1 - Externally loaded	1 - SAE 2 - NPT 3 - Aluminum 2024-T351 4 - 316 Stainless Steel	1 - SAE 2 - NPT 3 - MS2349 4 - MS2349	4 - 3/8" 8 - 1/2"	1 - 8.27" O-Rice 2 - 8.27" O-Rice



Model No. 26-1121-382
3/8" Diameter Orifice
E.I. No. 0243-2





Example for selecting a part number:

26-11	2	1	3	8	1	
BASIC SERIES	BODY MATERIAL	LOADING METHOD	INLET AND OUTLET PORT TYPE	DIOME PORT	INLET AND OUTLET PRESS. SIZE	INNER VALVE SIZE
26-11	1 - Brass 2 - 303 Stainless Steel 3 - Aluminum 2024-T351 4 - 316 Stainless Steel	1 - Externally-loaded	1 - SA 2 - NPT 2 - M23949	1/4" M23949 1/4" NPT 1/4" M23949	4 - 3/4" 8 - 1/2"	1 - 8.27" Office 2 - 8.27" Office

