



TERMOELEMENT TIL HØJE TEMPERATURER

Serie TC80

TC80-14363623

Type S 0-1600°C L=710x24mm ASZ version AK

- Til applikationer op til 1700°C
- Type K, N, J, S, R eller B
- Dyklomme af varmeresistent metal eller keramik, også indvendig beskyttelse af keramik
- Gastæt processtilslutning, flange eller gevind
- Option: transmitter med 4-20mA / HART



PRODUKTBEKRIVELSE

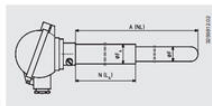
SPECIFIKATIONER

Indstikslængde	710 mm
IP-klasse	IP53
Kabellængde	770 mm
Materiale hus	Aluminium
Materiale medieberørte del	Keramisk
Plug diameter	24 mm
Temperaturområde fra	0 °C
Temperaturområde til	1600 °C

Version AKK per DIN EN 50446

- Connection head form A
- Ceramic protection tube
- Metallic support tube
- Ceramic inner tube

Dimensions for versions with protection tube $\varnothing \geq 24$ mm
 A Nominal length 500, 710, 1.000 or 1.400
 OF Protection tube outer \varnothing 24, 26 (SIC, C 530)
 N Support tube length 200 (standard)
 OFx Support tube \varnothing 32

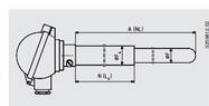


Version AK per DIN EN 50446

- Connection head form A
- Ceramic protection tube
- Metallic support tube

Dimensions for versions with protection tube $\varnothing \geq 24$ mm
 A Nominal length 500, 710, 1.000, 1.400, 2.000¹⁾
 OF Protection tube outer \varnothing 24, 26 (SIC, C 530)
 N Support tube length 200 (standard)
 OFx Support tube \varnothing 32

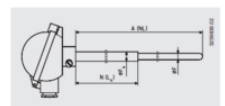
¹⁾ These nominal lengths are possible lengths with metal protective metal diameters are not suitable for mechanical at right angles.



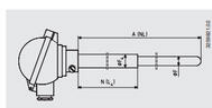
Version BK per DIN EN 50446

- Connection head form B
- Ceramic protection tube
- Metallic support tube

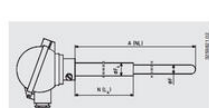
A Nominal length 305, 500, 710, 1.000
 OF Protection tube outer \varnothing 10
 N Support tube length 80
 OFx Support tube \varnothing 15



Dimensions for versions with protection tube $\varnothing < 24$ mm
 A Nominal length 500, 710, 1.000 or 1.400
 OF Protection tube outer \varnothing 15, 16 (C 610)
 N Support tube length 150
 OFx Support tube \varnothing 22



Dimensions for versions with protection tube $\varnothing < 24$ mm
 A Nominal length 500, 710, 1.000 or 1.400
 OF Protection tube outer \varnothing 15, 16 (C 610)
 N Support tube length 150 (standard)
 OFx Support tube \varnothing 22

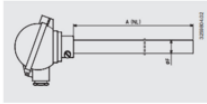


Version AM / AMK per DIN EN 50446

- Connection head form A
- Metal protection tube
- Ceramic inner tube (AMK)

A Nominal length 500, 710, 1.000, 1.400, 2.000¹⁾
 QF Protection tube outer Ø 22 (24, 26)

¹⁾ These nominal lengths (and greater lengths) with normal precision metal thermocouples are not suitable for installation at right angles.

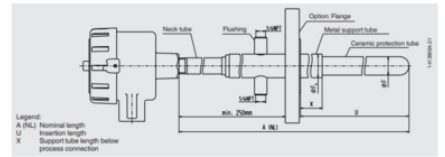
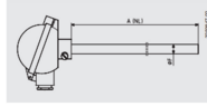


Version BM / BMK per DIN EN 50446

- Connection head form B
- Metal protection tube
- Ceramic inner tube (BMK)

A Nominal length 355, 500, 710, 1.000, 1.400²⁾
 QF Protection tube outer Ø 15

²⁾ Only version BM



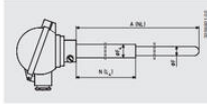
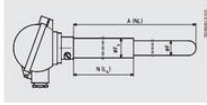
Legend:
 A (N/L) Nominal length
 Q Insertion length
 X Support tube length below process connection

Version AKK per DIN EN 50446

- Connection head form A
- Ceramic protection tube
- Metallic support tube
- Ceramic inner tube

Dimensions for versions with protection tube Ø ≥ 24 mm
 A Nominal length 500, 710, 1.000 or 1.400
 QF Protection tube outer Ø 24, 26 (SIC, C 530)
 N Support tube length 200 (standard)
 QFa Support tube Ø 32

Dimensions for versions with protection tube Ø < 24 mm
 A Nominal length 500, 710, 1.000 or 1.400
 QF Protection tube outer Ø 15, 16 (C 610)
 N Support tube length 150
 QFa Support tube Ø 22



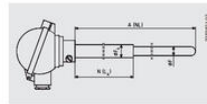
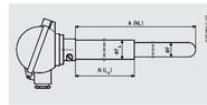
Version AK per DIN EN 50446

- Connection head form A
- Ceramic protection tube
- Metallic support tube

Dimensions for versions with protection tube Ø ≥ 24 mm
 A Nominal length 500, 710, 1.000, 1.400, 2.000¹⁾
 QF Protection tube outer Ø 24, 26 (SIC, C 530)
 N Support tube length 200 (standard)
 QFa Support tube Ø 32

¹⁾ These nominal lengths (and greater lengths) with normal precision metal thermocouples are not suitable for installation at right angles.

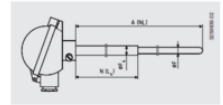
Dimensions for versions with protection tube Ø < 24 mm
 A Nominal length 500, 710, 1.000 or 1.400
 QF Protection tube outer Ø 15, 16 (C 610)
 N Support tube length 150 (standard)
 QFa Support tube Ø 22



Version BK per DIN EN 50446

- Connection head form B
- Ceramic protection tube
- Metallic support tube

A Nominal length 305, 500, 710, 1.000
 QF Protection tube outer Ø 10
 N Support tube length 80
 QFa Support tube Ø 15

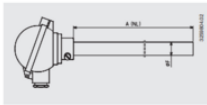


Version AM / AMK per DIN EN 50446

- Connection head form A
- Metal protection tube
- Ceramic inner tube (AMK)

A Nominal length 500, 710, 1.000, 1.400, 2.000¹⁾
 QF Protection tube outer Ø 22 (24, 26)

¹⁾ These nominal lengths (and greater lengths) with normal precision metal thermocouples are not suitable for installation at right angles.

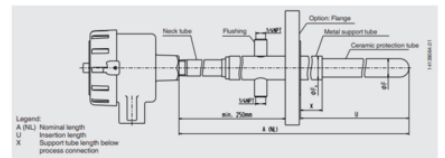
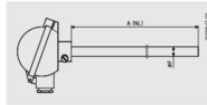


Version BM / BMK per DIN EN 50446

- Connection head form B
- Metal protection tube
- Ceramic inner tube (BMK)

A Nominal length 355, 500, 710, 1.000, 1.400²⁾
 QF Protection tube outer Ø 15

²⁾ Only version BM



Legend:
 A (N/L) Nominal length
 Q Insertion length
 X Support tube length below process connection