


switch-disconnector 3-pole (23007)



The picture may show a similar product.

Description

Part No.: **23007**000AD

CAPUS[®] Panel

switch-disconnector 3-pole

screw M16, graphite-grey handle

1250 A

for mounting plate

S32-1250/3

NEW

System

Panel

Product group 14

Subgroup 15

pack size 1

EAN 4021267230074

ECLASS 6.1 27371403
ECLASS 7.1 27371403
ETIM 4.0 EC000216
ETIM 5.0 EC000216

Approvals

Standards

IEC 60947-1:2020
IEC 60947-3:2020 AC ratings only

Approvals

CCC, EAC



type number: CP-S32-1250/3P
EAC Type: LTS

Technical data

size: 4

Details IEC

Standards

IEC 60947-1:2020
IEC 60947-3:2020 AC ratings only

Electrical data IEC

Rated current (IEC): 1250 A
rated voltage (IEC) AC: 690 V

rated isolation voltage U_i AC: 1000 V
rated surge voltage U_{imp} : 12 kV

rated short-time withstand current I_{CW} (1.0 s) max.: 40 kA
rated making capacity: 84 kA

power dissipation of the article:

The power dissipation at a typical load of 80 % results to 120.0 W.

(The power dissipation at full load would be 187.5 W.)

Gebrauchskategorien siehe Datenblatt (unter Downloads)

Weitere Zertifikat mit $I_{cw} = 50 \text{ kA}$ nach Bedarf verfügbar

Mechanical data

W x H x D: 385 x 290 x 127


weight: 1230.0 kg/100

poles: 3-pole

Mounting: for mounting plate

all poles switched at the same time

Accessories




23903000AD

door coupling rotary drive
graphite grey, without handle
without door interlock

for: S32 630 A / 1000 A / 1250 A / 1600 A / 2500 A / 3150 A

NEW




23906000AD

door coupling rotary drive
graphite grey, without handle
with door interlock, for padlocks

for: S32 630 A / 1000 A / 1250 A / 1600 A / 2500 A / 3150 A

NEW



23909000AD

door coupling rotary drive
graphite grey, without handle
with door interlock, for padlocks

for: S32 630 A / 1000 A / 1250 A / 1600 A / 2500 A / 3150 A

NEW



23913000AD

door coupling rotary drive
yellow-red, with handle
with door interlock, for padlocks

for: S32 1250 A / 1600 A

NEW



23918000AD

connection space cover, top / bottom attachable
for covering all terminals at one side of the switch, transparent
für 3P, 3P+N, 4P

for: S32 1250 A / 1600 A

NEW



23921000AD

pilot switch

1 n/c + 1 n/o, plug connectors 6.3 x 0.8

for: S32 250 A / 400 A / 630 A / 1000 A / 1250 A / 1600 A / 2500 A / 3150 A

NEW



23924000AD

extension shaft, 300 mm long

for: S32 630 A - 3150 A

NEW



33381000

extension shaft, 550 mm long

LTS-800, LTS-F 630

for: LTS-800, LTS-F630



23956000AD

CAPUS[®] Panel

locking device for direct drive

for: S32-3, S32-4, S32-5

NEW