

## Specifications

For questions about this product, please consult TESCOM.

### OPERATING PARAMETERS

Pressure rating per criteria of CGA E-4; ASME B31; ASME BPVC

#### Maximum Inlet Pressure

4500 psig / 310 bar

#### Maximum Outlet Pressure

15, 50, 125, 250 psig  
103, 345, 862, 1724 kPa  
1.0, 3.4, 8.6, 17.2 bar

#### Design Proof Pressure

150% of rated pressure

#### Leakage

**Internal:** Bubble-tight

**External:** Designed to meet  $< 2 \times 10^{-8}$  atm cc/sec He

#### Operating Temperature

-40°F to 140°F / -40°C to 60°C

#### Flow Capacity

$C_v = 1.0$

### MEDIA CONTACT MATERIALS

#### Body

316L Stainless Steel, Nickel-Plated Brass

#### Seat

PCTFE

#### Diaphragm

316L Stainless Steel or Neoprene

#### Filter

10 micron nominal sintered Bronze  
10 micron nominal sintered 316 Stainless Steel

#### Seal

PTFE or Nitrile, Buna-N

#### Remaining Parts

Brass, 300 Series Stainless Steel

### OTHERS

#### Connections

Inlet and outlet: 1/2" NPTF  
Accessories: 1/4" NPTF

#### Cleaning

CGA 4.1 and ASTM G93

#### Weight

5.5 lbs / 2.5 kg

Teflon® is a registered trademark of E.I. du Pont de Nemours and Company.



TESCOM SG3 Series is a compact, lightweight, high purity single-stage regulator for specialty, flammable and industrial gas flows of 5-200 SCFM / 141-5600 SLPM. Sensitive, extra long-life metal diaphragm ensures gas purity and integrity. Exceptionally low decaying inlet characteristic provides a stable outlet pressure as inlet pressure varies. User-friendly model number enables the specifier to select optional gauges, relief and shut-off valves and cylinder connections as part of the regulator assembly.

### Applications

- Laboratory and Point-of-Use Gas Systems in medical, pharmaceutical, food and beverage and other high purity applications
- High flow, high purity air (CDA and APR) in semiconductor and biotech facilities

### Features and Benefits

- Optional neoprene diaphragm provides exceptional sensitivity for precise pressure control
- Cartridge valve design incorporates 10 micron filter to protect the regulator seat and makes service simple

### NOTE:

When choosing a regulator and control pressure, decaying inlet characteristic must be considered when the supply pressure is expected to change. The decaying inlet characteristic of a pressure reducing regulator is commonly known as the increase in control pressure due to the decrease in supply pressure. It is important to make sure this effect does not cause the control pressure to exceed the pressure rating of the unit's outlet or that of the downstream system.

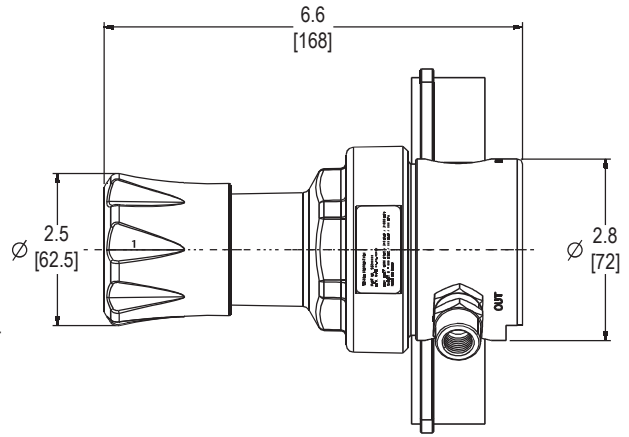
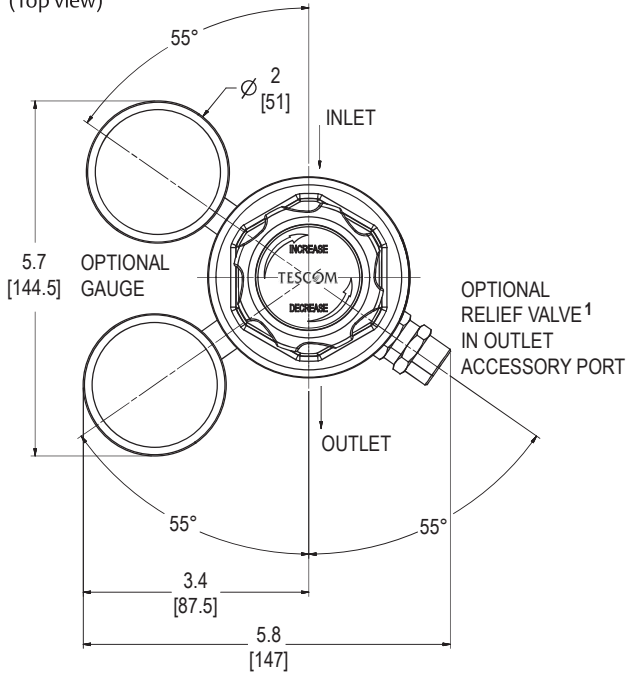
For more information on decaying inlet, please refer to the Technical Information section of the product catalog and/or contact the TESCOM customer support further assistance.

# SG3 SERIES

## SG3 Series Regulator Drawing

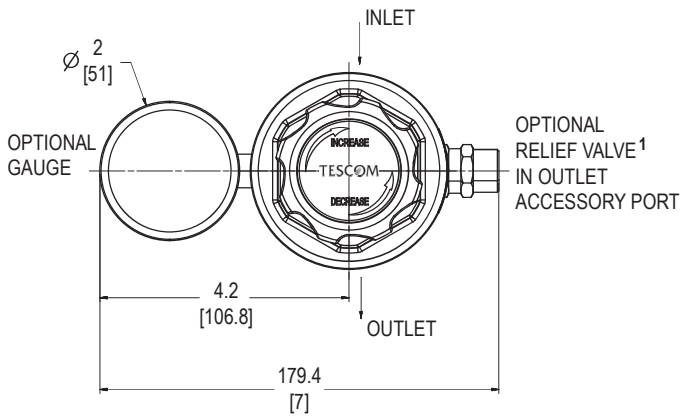
### 5 Ports

(Top view)

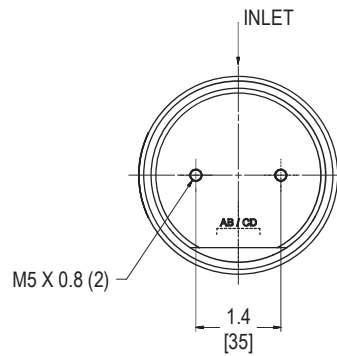


### 4 Ports

(Top view)



### Bottom Mounting

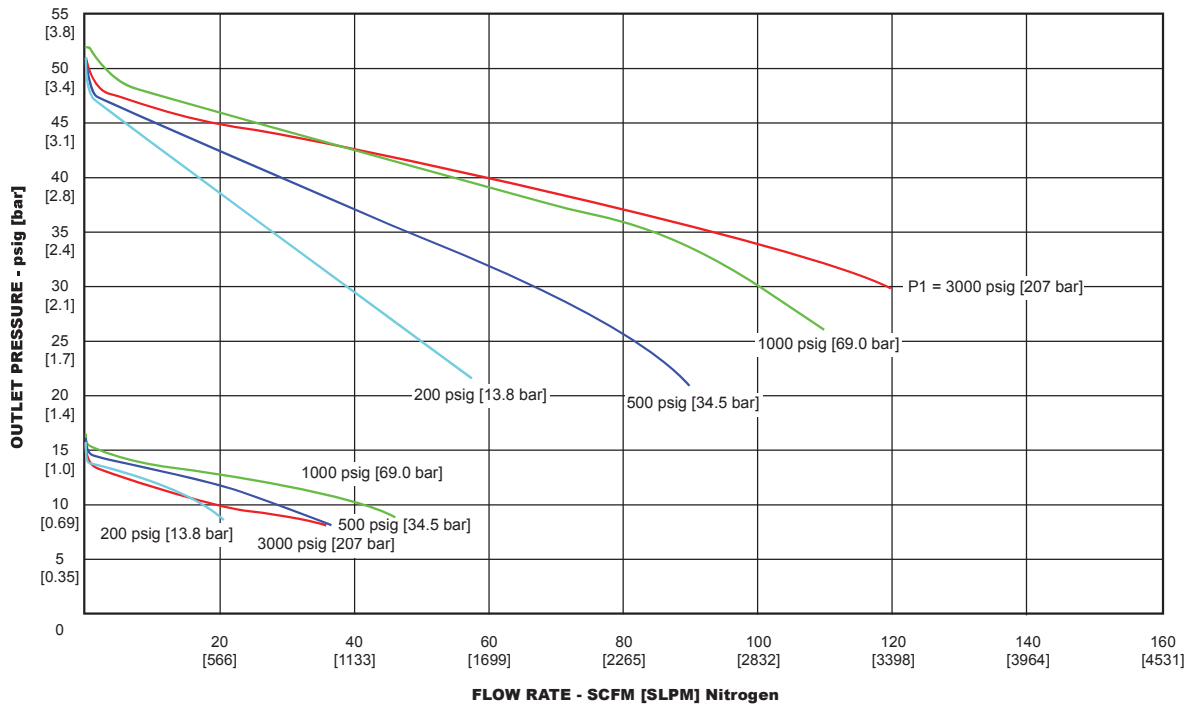
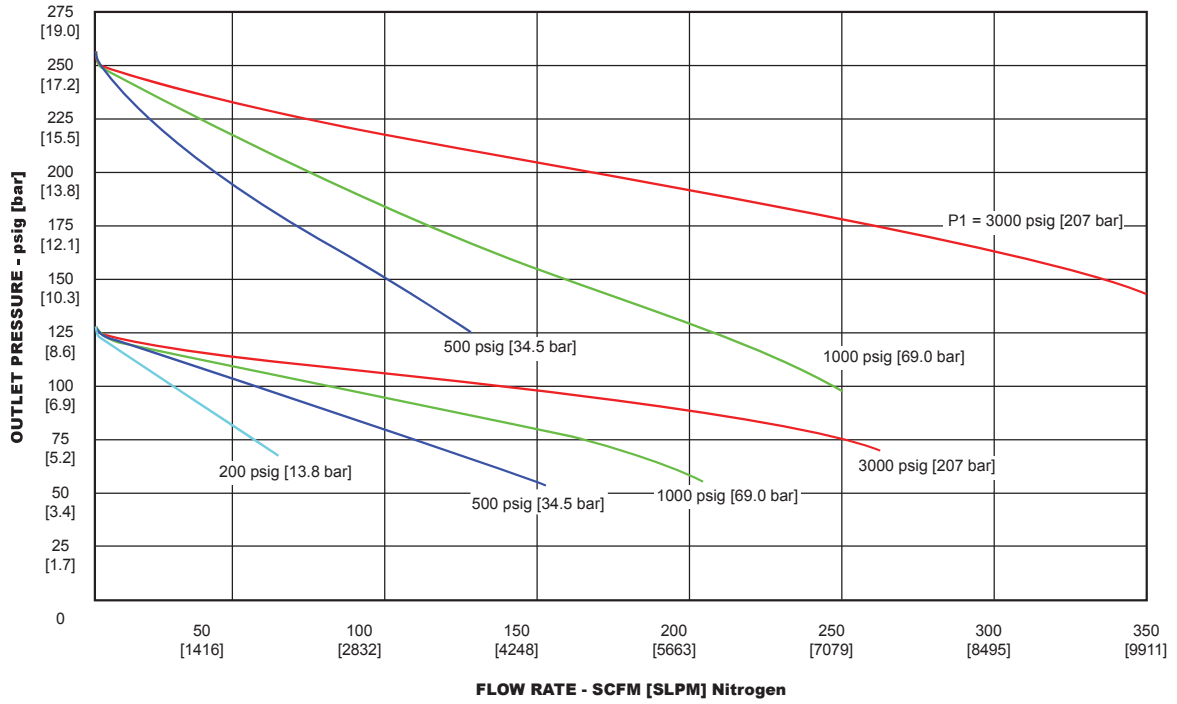


All dimensions are reference & nominal  
Metric [millimeter] equivalents are in brackets

SG3 Series Regulator Flow Charts

For more information on how to read flow curves, please refer to the Flow Curves and Calculations document (debul2007x012) in the TESCOM catalog or on www.tescom.com.

**C<sub>v</sub> = 1.0 Model**  
**Metal Diaphragm**



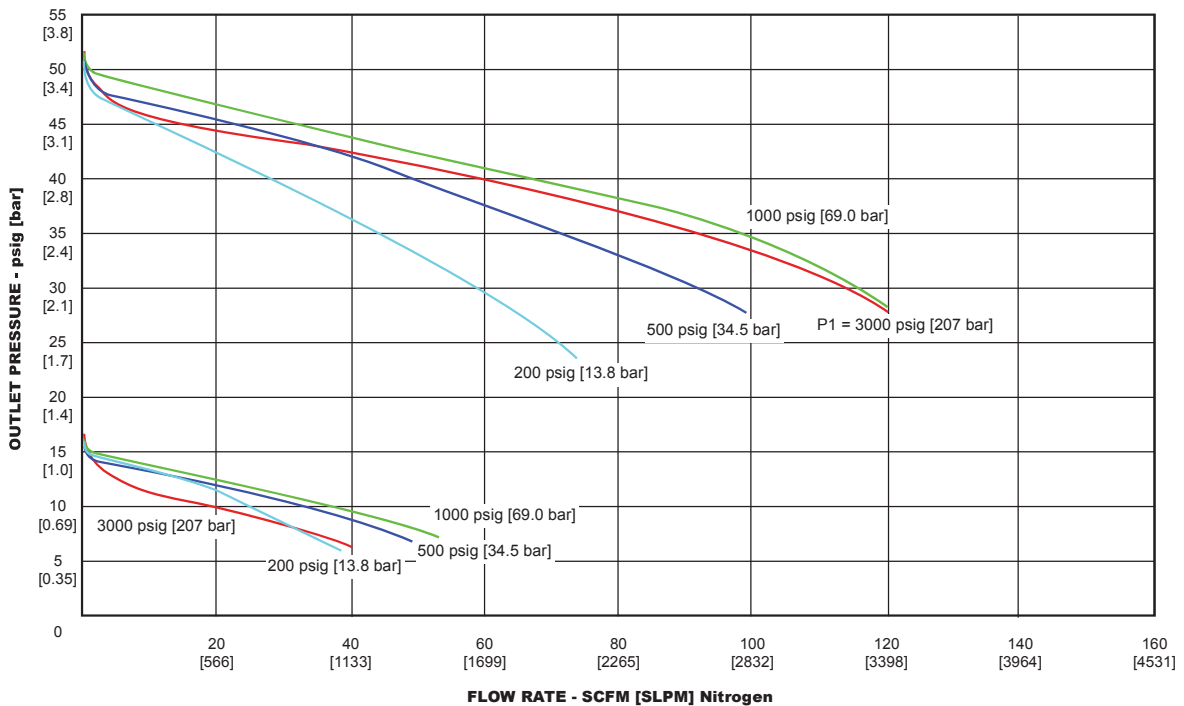
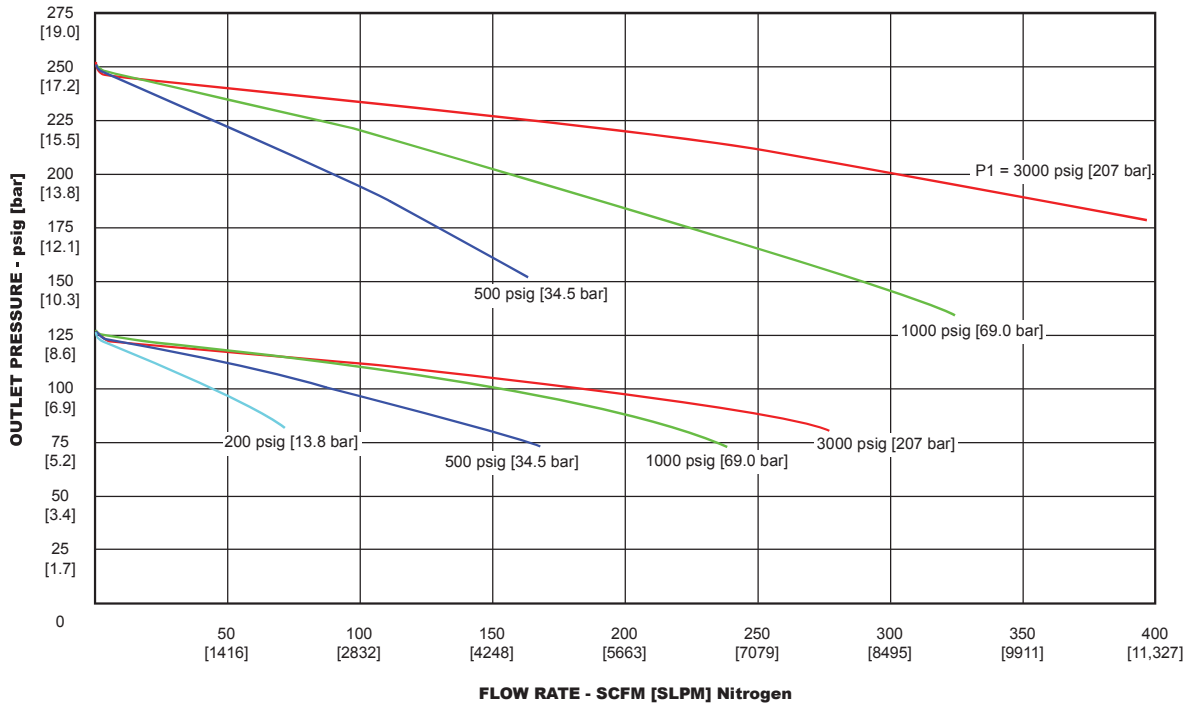
# SG3 SERIES

## SG3 Series Regulator Flow Charts

For more information on how to read flow curves, please refer to the Flow Curves and Calculations document (debul2007x012) in the TESCOM catalog or on [www.tescom.com](http://www.tescom.com).

**C<sub>v</sub> = 1.0 Model**

**Neoprene Diaphragm**

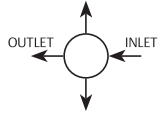
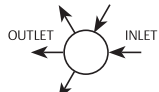


## SG3 Series Regulator Part Number Selector

Repair Kits, Accessories & Modifications may be available for this product. Please contact TESCOM for more information.

### Base Model

Example for selecting a part number:

SG3	6	3	1	4	0	
BASIC SERIES	BODY MATERIAL	OUTLET PRESSURE RANGES	DIAPHRAGM MATERIAL	SEAL MATERIAL	PORTS <sup>2</sup> (TOP VIEW)	C <sub>v</sub>
SG3	P – Nickel-Plated Brass 6 – 316L Stainless Steel	1 – 15 psig / 103 kPa / 1.0 bar 3 – 50 psig / 345 kPa / 3.5 bar 4 – 125 psig / 862 kPa / 8.6 bar 5 – 250 psig / 1724 kPa / 17.2 bar	1 – 316L Stainless Steel 2 – Neoprene	PTFE Nitrile, Buna-N	4 – 4 port  5 – 5 port 	0 – 1.0

### Accessories

Extension to base model part number:

SG3XXXXX	–	0	0	A	1	0
BASE MODEL NUMBER				GAUGES <sup>2</sup>	RELIEF VALVE <sup>1</sup>	
				0 – None P – Plug(s) A – psi / kPa B – bar / psi	A – None P – Plug 1 – PTFE Pipe-away	
<sup>1</sup> The relief valve is not intended to be a "Pressure Relief Device" as defined by ASME Boiler & Pressure Vessel Code - Section VIII, nor is it intended to be a "Safety Accessory" or "Pressure Limiting Device" as defined by the Pressure Equipment Directive (2014/68/EU). The relief valve is intended to indicate a potential problem with the regulator and prevent further damage to the regulator. The relief valve is not intended to protect the downstream process equipment.						
<b><sup>2</sup>GAUGE PRESSURE RANGES</b>						
<b>OUTLET PRESSURE RANGE</b>			<b>OUTLET GAUGE PRESSURE RANGE</b>			
SG3X1XXX – 15 psig / 103 kPa / 1.0 bar			0-30 psig / 200 kPa / 2 bar			
SG3X3XXX – 50 psig / 345 kPa / 3.4 bar			0-60 psig / 400 kPa / 4 bar			
SG3X4XXX – 125 psig / 862 kPa / 8.6 bar			0-160 psig / 1100 kPa / 11 bar			
SG3X5XXX – 250 psig / 1724 kPa / 17.2 bar			0-300 psig / 2000 kPa / 20 bar			
<b>INLET PRESSURE RANGE</b>			<b>INLET GAUGE PRESSURE RANGE</b>			
All			6000 psig / 41,000 kPa / 400 bar			

# SG3 SERIES

## SG3 Series Rebuild Kits

*Rebuild Kits include replacement cartridges, diaphragms, diaphragm seals, lubrication and instruction sheet.*

KIT PART NUMBER	FOR SG PART NUMBER
JT389-8939	SG3PX1X0
JT389-8940	SG3PX2X0
JT389-8941	SG36X1X0
JT389-8942	SG36X2X0